

MEGANITE®
Acrylic Solid Surface

DESIGNER SINKS & BASINS

NEW COLLECTION BY MEGANITE®

World Class Material Since 1976
www.meganite.com



BS-407 Sink in M007
Mt. Carrara with
M023 Charcoal
Concrete Vanity Top



BS-407 Sink in M007
Mt. Carrara with
Matching Vanity Top

MEGANITE

LUXURY MARBLE INSPIRED SINKS
AND BASINS

We believe innovation in solid surface sinks have stagnated and our team took actions to make designs more humane and beautiful.

The new Meganite sinks and basins range is specifically designed for commercial spaces as well as residential applications. The 17 specification-driven models combine natural stone patterns with elegant yet functional shapes to create a breakthrough series. Designers and home users are no longer limited to solid whites. Now you can create a hygienic space with today's top trending colors.

In addition to beautiful colors and customized shapes, the Meganite sinks are made with purpose and functionality in mind. Our industrial engineers disassembled today's designs and re-imagined them for the future. We broke boundaries and made the Medical Sinks Series' ADA compliant sinks wall-mounted. This new way of thinking instantly creates more clearance for mobility.

We did not stop at medical sinks. Again, our engineers made sensible and hygienic innovations in the Trough Sink Series. We made every trough sink healthier by designing rounded inside edges to eliminate dirt buildup. This adjustment is a much more hygienic design than the traditional straight seams in most trough sinks.

Take a close look at our sinks and enjoy every design detail.



HEALTHCARE COLLECTION


Meganite meets the demands of today's healthcare environments with its versatility, durability, thermoformability, and easy maintenance, unlocking design possibilities for healthcare architects and designers.

Thermoformability allows integration for surface tops and sinks, offering a smooth, curved, and seamless design free of crevices which capture dirt, promoting a clean and hygienic environment in which limits mold and bacteria growth.



MED001 Sink in M005
Mt. Jade

AVAILABLE COLORS



033A Snow White

M005 Mt. Jade

M007 Mt. Carrara

M009 Mt. Crema Carrara

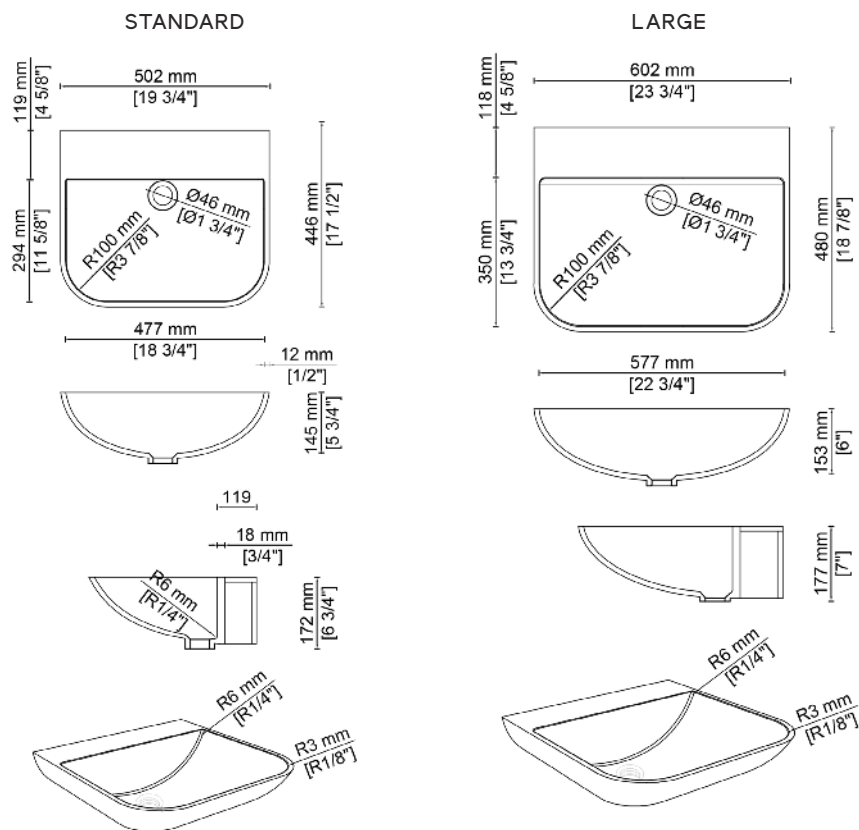
- ADA-compliant when installed properly per ADA guidelines.
- Only wallmount basins comes with wallmount installation kit.
- Installers to complete tap hole.
- Further technical information is available at meganite.com

Installation Type:

- W** wallmount
- T** under vanity top
- A** ADA Compliance



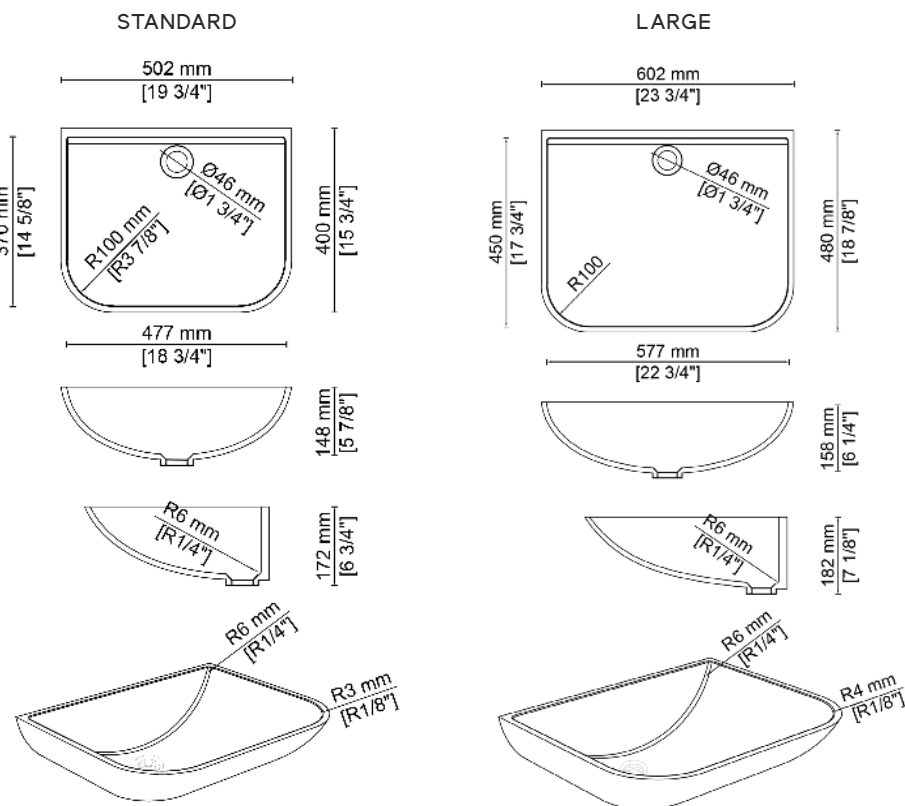
SIZES AVAILABLE



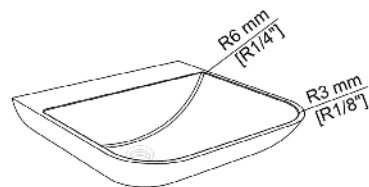
MED002 **W** **A**



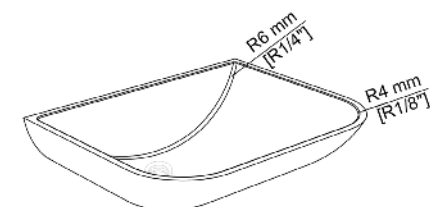
SIZES AVAILABLE



MED003 **W** **A**



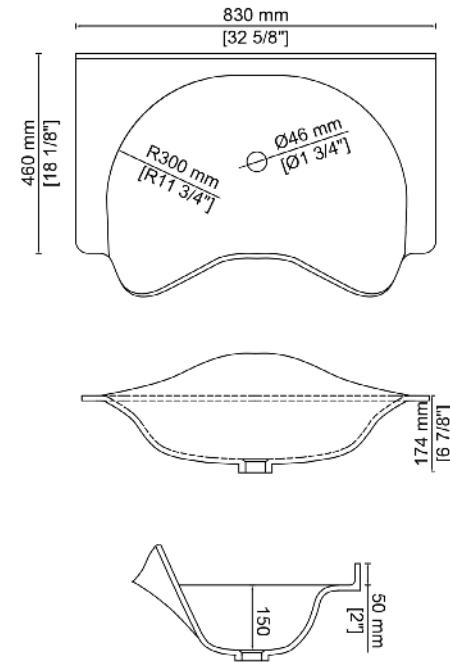
MED004 **W** **A**



MED005 **W** **A**

SPECIAL DESIGN MED001


MED001 is a strategically designed surgical sink which is higher at the sides to prevent water from splashing onto surgical attire during the scrub procedure. Sterile team members will also have limited contact to any surfaces during and after performing their hand and arm scrub. It is designed to meet high hygiene demand for scrub procedure in healthcare spaces.



MED001 T A

- Installers to complete tap hole.
- Further technical information is available at meganite.com

AVAILABLE COLORS



SINGLE COLLECTION

Trendy European design inspired single collection.



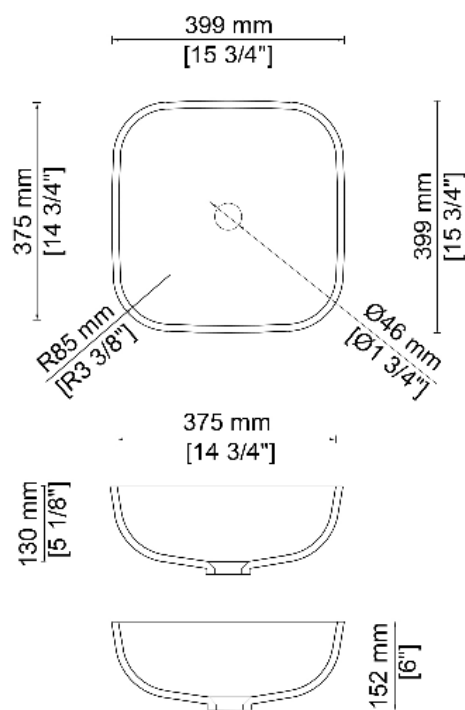
BS-411 Sink in M005 Mt. Jade
with M007 Mt. Carrara
Vanity Top and Wall Cladding

Installation Type:

U undermount

V vessel sink

SQUARE

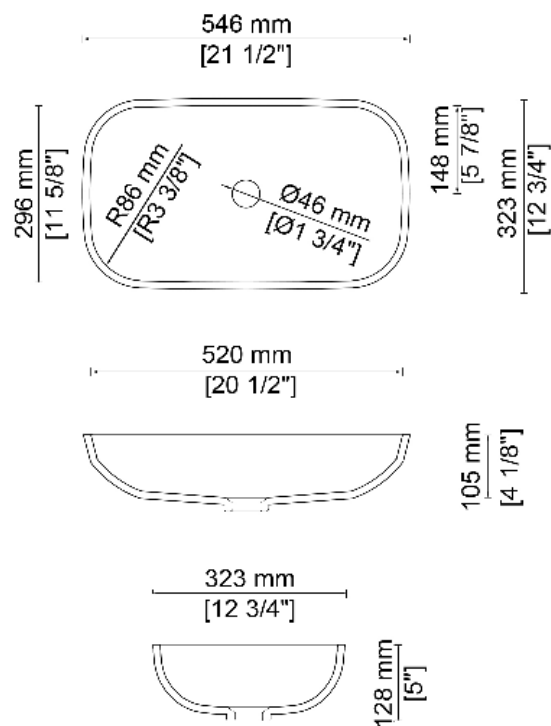
BS-407 **U** **V**

RECTANGLE

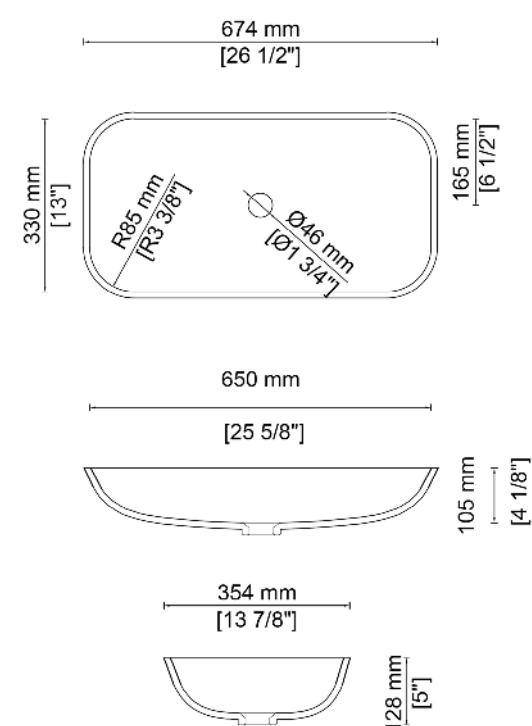


SIZES AVAILABLE

STANDARD

BS-411 **U** **V**

LARGE

BS-414 **U** **V**

ROUND



OVAL



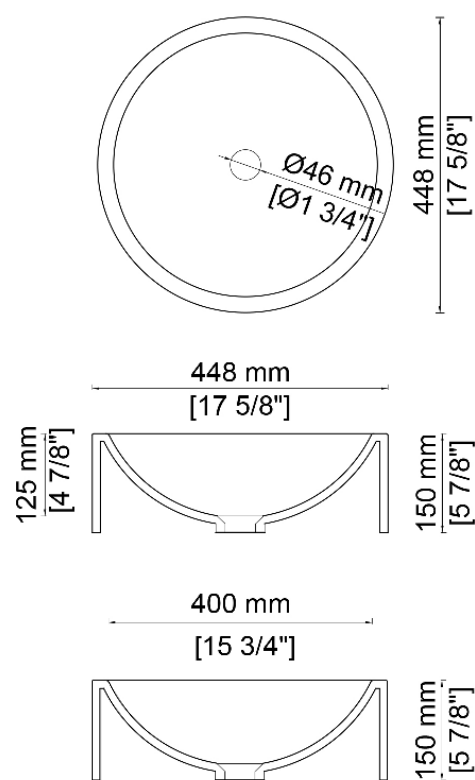
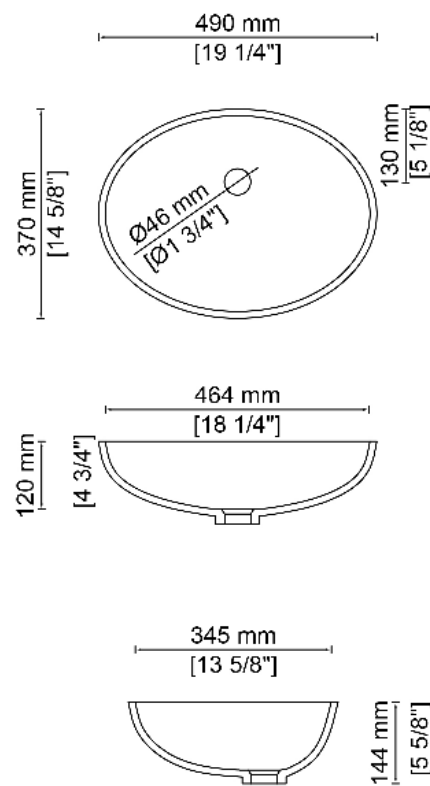
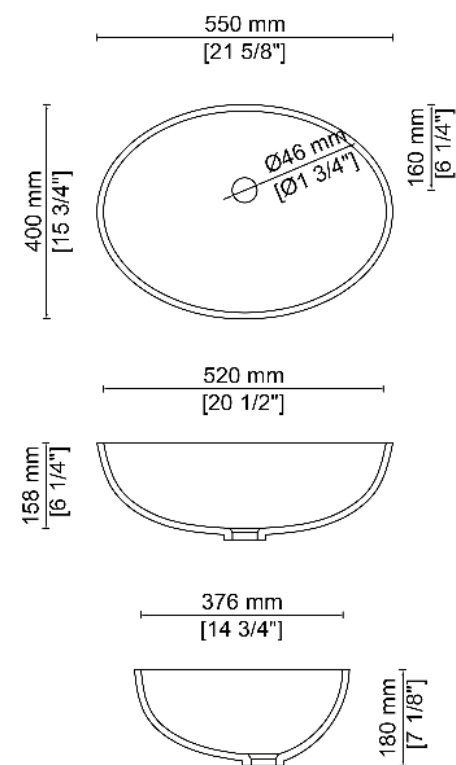
Installation Type:

U undermount**V** vessel sink**A** ADA Compliance

SIZES AVAILABLE

STANDARD

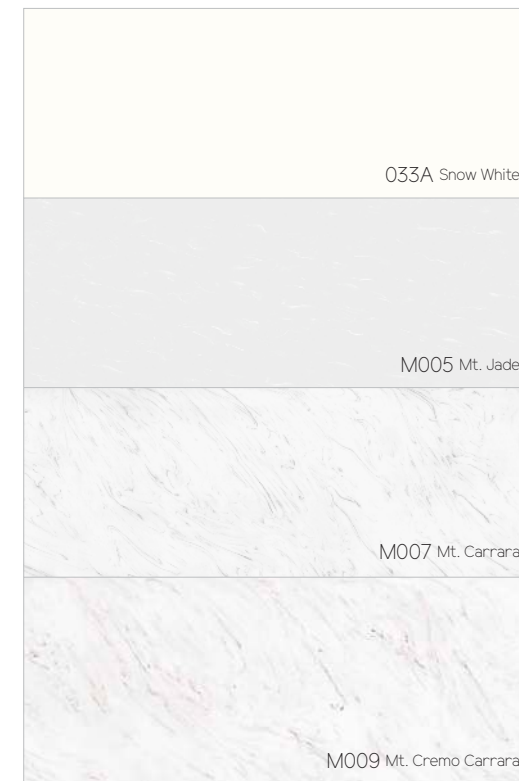
LARGE

BS-408 **V**BS-416 **U A**BS-415 **U A**



BS-415 Sink in M005
Mt. Jade

AVAILABLE COLORS



- Installers to complete tap hole.
- Further technical information is available at meganite.com

TROUGH COLLECTION

The Trough Collection has specially taken into consideration the edges. We made inside edges rounded to limit dirt buildup. This design instantly makes the whole sink more hygienic. We also included matching back wall support as a design option for a seamless integration and continuous design.



Straight-cut-edges:
promotes bacterial growth




Meganite's rounded edge:
Easy to clean and limit
bacterial growth

- All trough collection comes with wallmount installation kit.
- Installers to complete tap hole.
- Further technical information is available at meganite.com

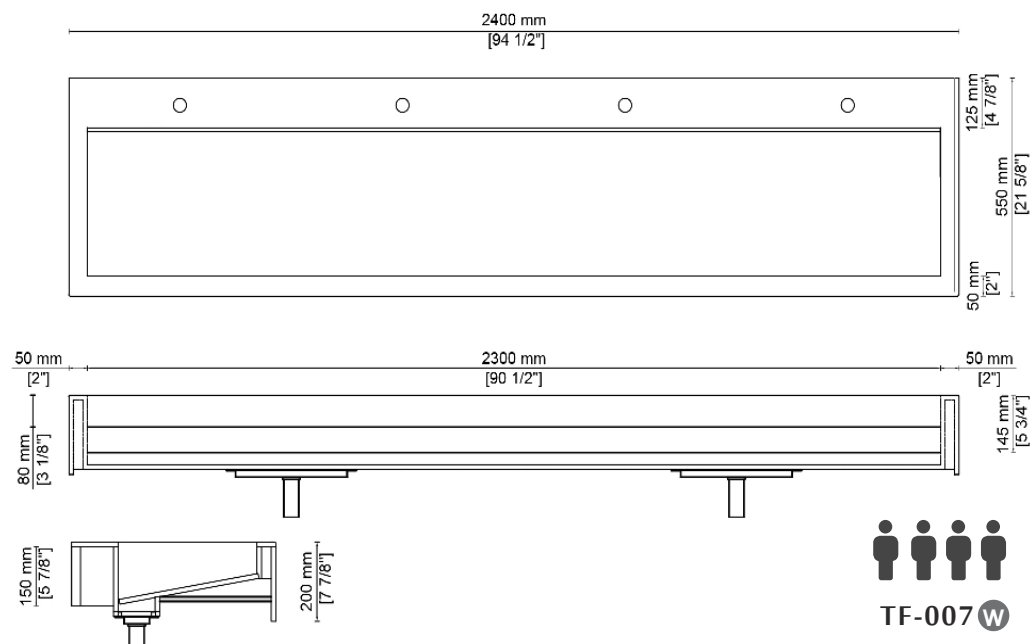
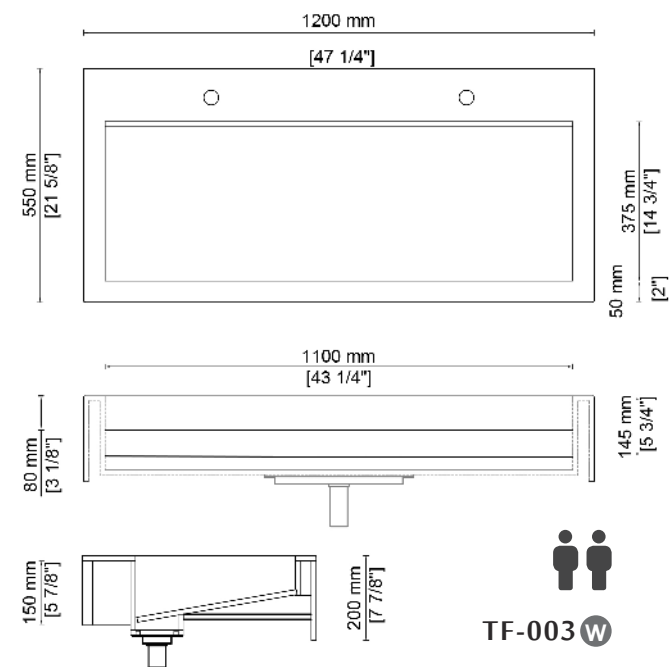
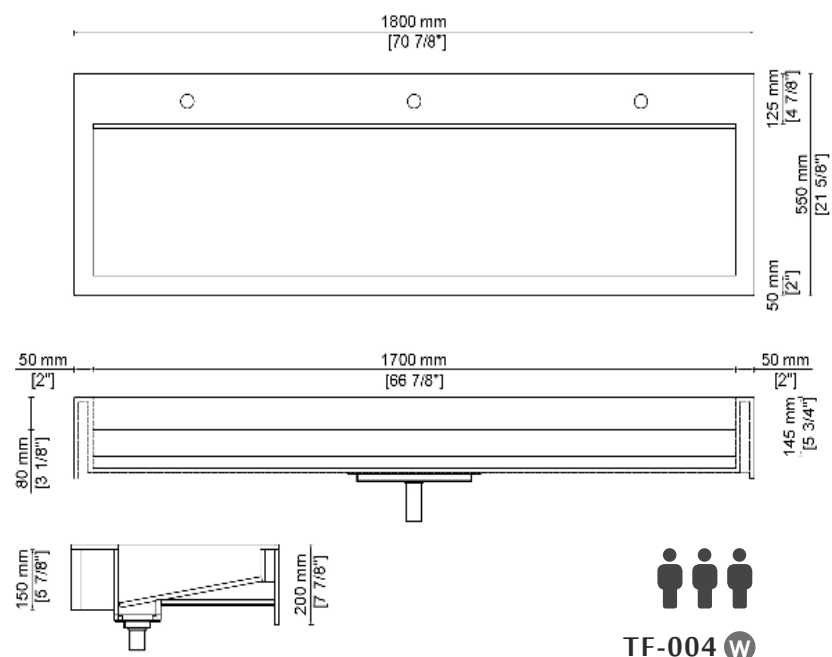


TF-003 Sink in M007
Mt. Carrara



Installation Type:

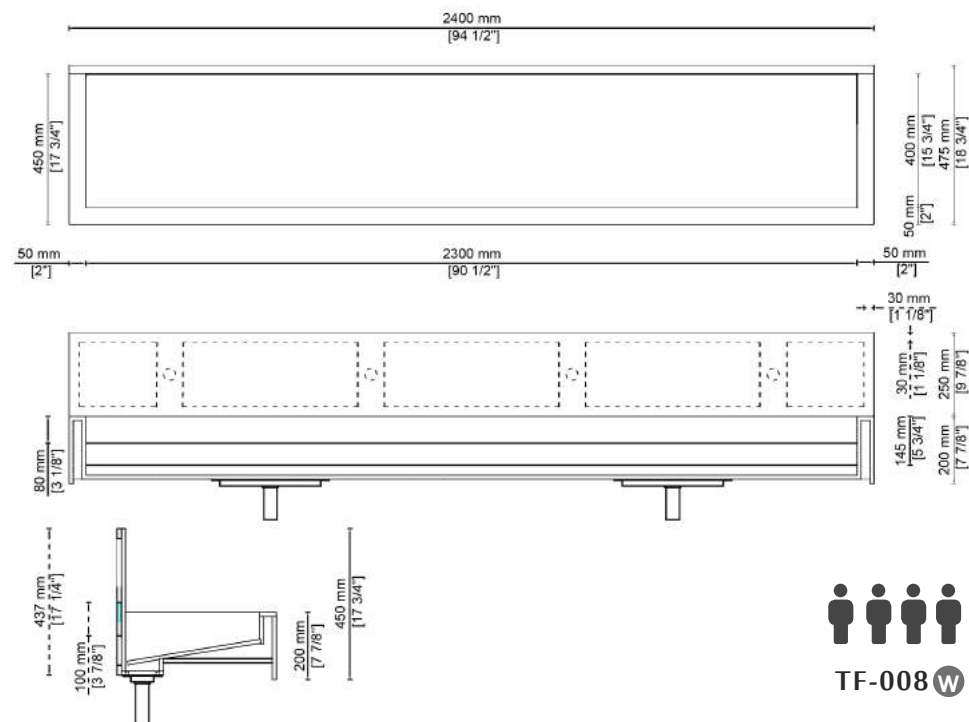
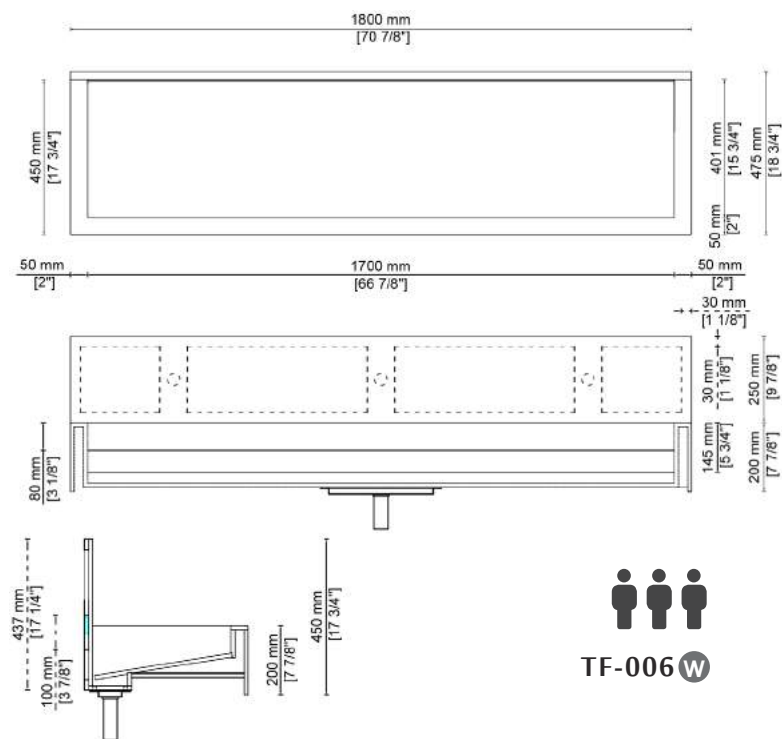
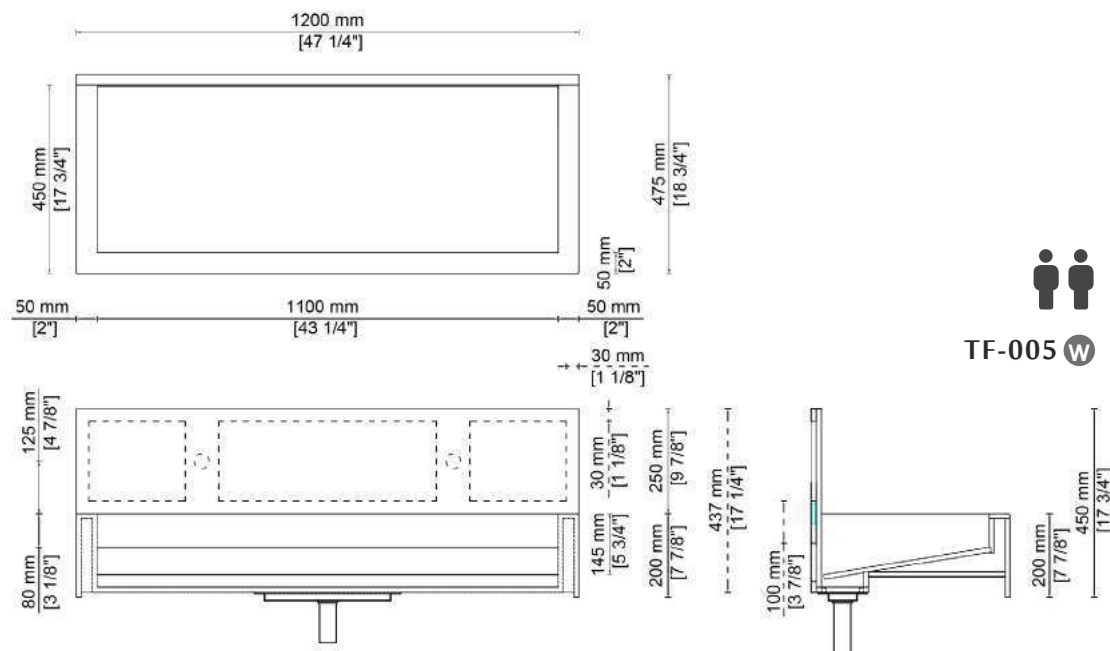
W wallmount

















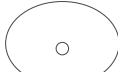





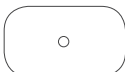


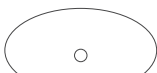






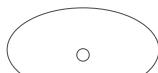
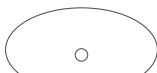
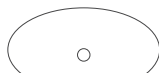
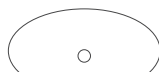
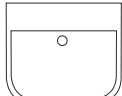
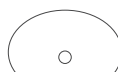


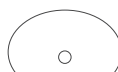
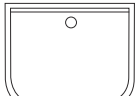
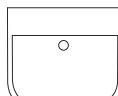
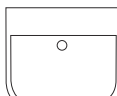
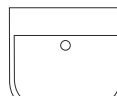
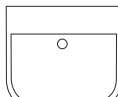
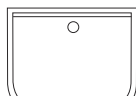
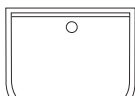
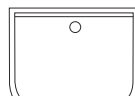
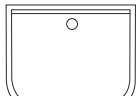
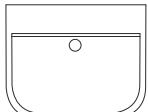
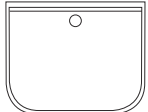
MATCHING BACK WALL SUPPORT OPTION FOR A SEAMLESS INTEGRATION AND CONTINUOUS DESIGN.

Installation Type:





W wallmount



WHICH SINK WILL FIT YOUR SPACE

460mm (18")	490mm (19")	510mm (20")	530mm (21")	560mm (22")	580mm (23")	610mm (24")
 BS-411	 BS-407	 BS-407	 BS-407	 BS-407	 BS-407	 BS-407
 BS-414	 BS-411	 BS-411	 BS-408	 BS-408	 BS-408	 BS-408
 BS-416	 BS-414	 BS-414	 BS-411	 BS-411	 BS-411	 BS-411
 MED001	 BS-415	 BS-415	 BS-414	 BS-414	 BS-414	 BS-414
	 BS-416	 BS-416	 BS-415	 BS-415	 BS-415	 BS-415
		 MED002 only for wallmount	 BS-416	 BS-416	 BS-416	 BS-416
		 MED003 only for wallmount	 MED002 only for wallmount	 MED002 only for wallmount	 MED002 only for wallmount	 MED002 only for wallmount
			 MED003 only for wallmount	 MED003 only for wallmount	 MED003 only for wallmount	 MED003 only for wallmount
						 MED004 only for wallmount
						 MED005 only for wallmount

AVAILABLE COLORS

	033A Snow White
	M005 Mt. Jade
	M007 Mt. Carrara
	M009 Mt. Crema Carrara



Facebook



Pinterest



Instagram

NOTES :

1. Photos of Meganite color samples can look different from actual color samples. Each color represented although close to reality, should be considered purely indicative due to print limitations. Color appearance will vary based on lighting conditions and angle of review. Meganite cannot be held responsible if the end product has slight aesthetical difference.
2. Actual product measurement may vary $\pm 5\text{mm}$ due to product enhancement.
3. Movement Series contains random movement patterns. Final color may vary from photos and actual color samples.



BS-416 Sink in M009
Mt. Crema Carrara with
M021 Shadow Concrete
Vanity Top and Wall Cladding

MEGANITE®

Acrylic Solid Surface

SINKS & BASINS

Contact Us:
info@meganite.com
www.meganite.com

